


Western 'A' Model News.



THE OFFICIAL NEWSLETTER OF
THE MODEL 'A' RESTORERS CLUB (WESTERN AUSTRALIA) BRANCH INC.

MERRY CHRISTMAS 1985




PRANCER! YOU DUMBO
I SAID LAND ON THE **SCHMITT** HOUSE !!

Christmas evening out:

Friday, December 20th 1985

Venue: Bistro at the Merlin (Shop 18 Merlin Centre)

Time: 7:45 p.m.



What a great response - this festive social evening has been 'sold out' and the reservation confirmed at the Bistro which is now fully booked, (not by our club of course) so I'm afraid we are unable to obtain more seating for any possible 'late deciders'.

For those persons attending (45 of you) - our CHRISTMAS GIFT theme for this year is "COLORS OF CHRISTMAS - RED AND GREEN".

This means that EACH gentleman is to bring along a RED colored gift

(wrapped in red paper and suitable for a gent) and;

EACH lady a GREEN colored gift (in green paper, suitable for a lady).

Please note that the cost of such gifts is to be no higher than \$2:50 per gift. Remember also if you did happen to have friends accompanying you that they are aware of this request too please.

The gifts will be exchanged amongst each other by some method during the course of the evening.

ANYWAY, it's going to be a great get-together so come along and enjoy yourselves.

+++++

THE BEST DISPLAY OF MODEL A'S IN THE HISTORY OF OUR W.A. CLUB:

With a lovely sunny day and the prospect of a pleasant venue for our November meeting held at the Caversham Wildlife Park, the turn-up of members was a record.

No less than fourteen Model A's and three moderns full of Mums, Dads and Kids enjoyed the Park to the full (with the exception of the numerous flies!).

The park owner invited the cars in to park on the lawn area inside the property and what a sight we made to the joy of other visitors; including a bus load of tourists. One of the tourists informed me his old dad had a Chev. like that !!

40,000 flies and half an hour after arriving the BBQs were under way and lunch was organised while the kids made their first trips around the animals, distributing the many slices of bread provided by the management.

This park has the tamest Kangaroos you would wish for and even the youngest toddlers were safely able to go inside the enclosure and put their arms around the roos.

Most of the roos had either food on their mind or took the opportunity to lick the perspiration from your hands and arms looking for salt.

Some of the other residents also enjoyed our presence, including a Peacock who became enraptured with his own reflections in the rear bumpers of Mike Cooke's Tudor. The vain bird stayed around the rear of Mike's car all day, giving credence to the popular saying of "Having a love affair with a Model A " !

Our usual 'formal' fresh air November meeting was held on the lawns near the cars after which we all slowly drifted off to the icecream shop or home; whatever the family demanded. This was another great day and congratulations to all members for the terrific turn up of restored cars; once again proving our club is going from strength to strength.

+++++

"Reprinted from MARC News for information to our Members".

SERVICE INFORMATION

Side Wheel Carrier Adjustment

Many restorers desire the appearance of the fender well and side wheel spare tire carrier. If not properly installed, these assemblies can cause considerable rattle. Following are some tips from the service manual.

Never bolt a spare wheel to a side wheel carrier without first making certain that the wheel is seated all the way down in the fender well. If the spare wheel is not all the way down in the fender well, vibration or an annoying rattle often develops.

The position of the wheel in the fender well can be easily adjusted as the elongated slot in the A-1402 R.H. and A-1406 L.H. spare wheel carrier flange assemblies permits moving the wheel either up or down. (See Fig. 1).

To obtain the correct adjustment, first mount the wheel on the side carrier and tighten the A-21894 flange nut just tight enough so that a slight drag will be felt when the wheel is raised or lowered. Next press the wheel all the way down into the fender well, then carefully remove the wheel so as not to disturb adjustment of carrier plate. After removing wheel securely tighten the A-21894 flange nut and remount wheel.

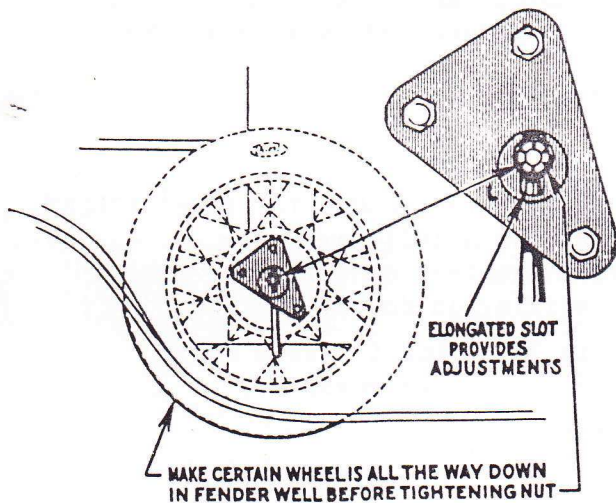


Fig. 1

One or two instances have been noted where difficulty was experienced in removing spare wheel from side carrier. In checking this it was found that a right hand flange or plate had been assembled on the left side of the car and vice versa. When this is done due to the angle of the adjusting slot in the flange it is difficult to remove the wheel from the carrier.

There is no excuse for assembling these flanges incorrectly as the right hand flanges A-1402 are stamped "R" and must be assembled to side carrier arm on right side of car. The left hand flanges A-1406-B are stamped "L" and must be assembled on left side of car.

When correctly installed the narrow end of flanges will be slanting towards rear of car as shown in Fig. 2.

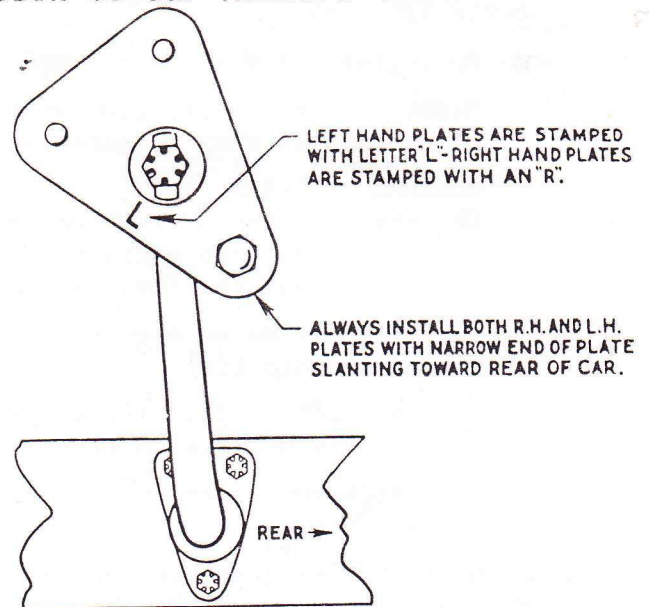
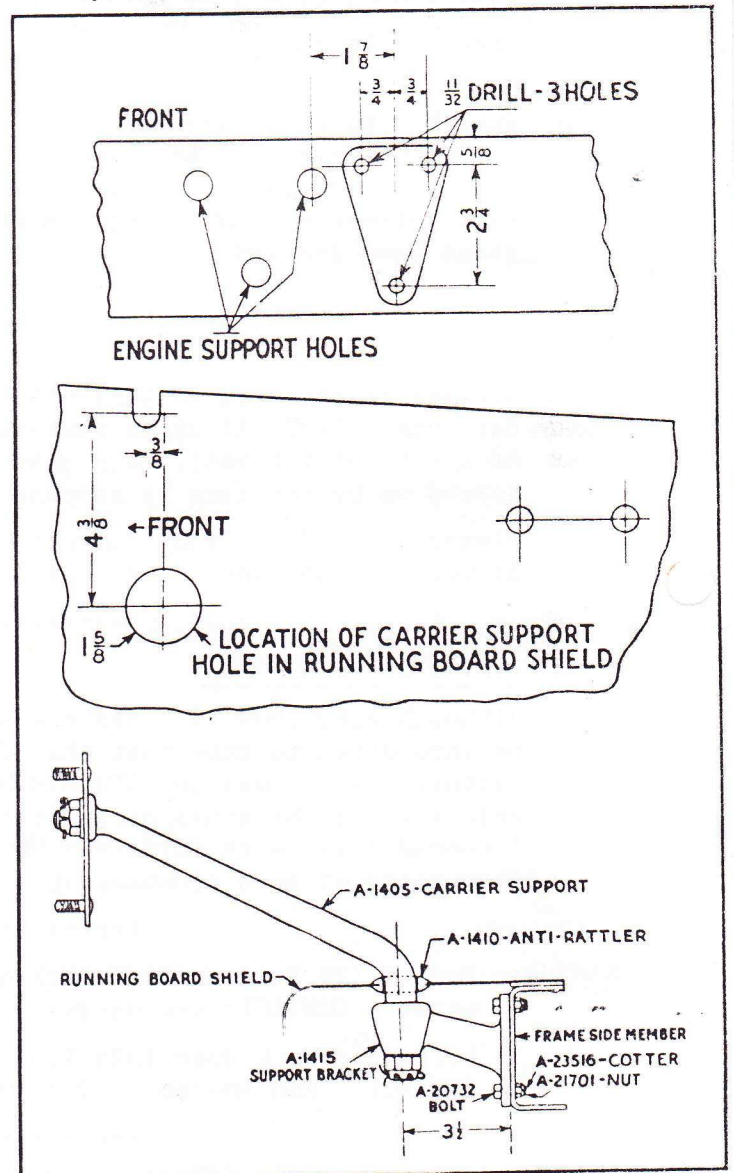


Fig. 2

Important Dimensions for Installing 1929 Carrier



SUMMARY OF MINUTES OF MEETING HELD AT CAVERSHAM WILDLIFE PARK
NOVEMBER 17, 1985

Apologies: J.Williams J.McLean T.Parin S.Read A.Jeffree T.Eastough
Minutes from the previous meeting were read. Moved B. Spencer, seconded
by R. Andrews they be accepted.

GENERAL BUSINESS:

Christmas Outing on 20th December 1985 at the Merlin. Meet 7:30pm top
of escalators. Two gifts to the value of \$2.50 each. Something green for
the ladies and red for the men. Plenty of parking lower basement at Merlin.

Bill Spencer moved a vote of thanks to Ross Letch for a great job done on
the Membership List.

Bill Spencer advised all king-pins were back. Also reported on the acid
bath he was using with citric acid for car parts.

Eric Richards spoke on drop in attendance at VCC from all individual car
clubs.

Geoff Davies commented on last month's cancelled meeting.

Parts Wanted: Contact Ron Andrews [redacted]: Left hand back door 1928
Tourer and any hood bows.

Fourteen Model A's at this meeting - the largest number on a run so far.

Meeting closed.

+++++

GEARS UPDATE: Word has been received that all going well our gears should be
in Perth during December. Freight costs will be broken down into
individual charges (ie weight of gears ordered) and this is to be paid
when collecting your order. Members will be contacted as soon as the
gears have arrived.

+++++

NEW MEMBERS:

Welcome is extended to GARY EVA, [redacted] Brookton, 6306. Tel [redacted].
Gary has a 1929 'A' under restoration and also a 1928 parts car.
As a note of interest, Gary gave the Hyden ramblers a hearty wave as we
passed on by the farm he happened to be working on during the Saturday !

Please also add to your current membership list: Don & Doreen Philp,
[redacted], Nedlands, 6009 Tel. [redacted] 1928 Roadster.

+++++

"OUR BELATED 5TH BIRTHDAY"

Although 22nd June 1985 has now well and truly come and gone, members may
be interested to know that that day was a milestone in our brief young
history -- it was our 5TH BIRTHDAY !!! So, perhaps when we are
enjoying the Christmas party at the Merlin, we may lift a glass of
'lemonade' and wish ourselves Many Happies and look forward to another
five years of good clubmanship !

+++++

WANTED: Ford A '29 Drivers door lock mechanism and also one hand windscreen
wiper. CONTACT: Ken Harris [redacted] Katanning [redacted]

Left hand back door 1928 Tourer and any hood bows.

CONTACT: Ron Andrews [redacted]

+++++



JANUARY 1986 MEETING will be our annual PICNIC IN THE PARK at Manners Hill Park -
between Keane & Lilla Streets, Peppermint Grove - so get your cold lunches
etc. in order for this picnic outing. Look for the Ford Flag near the
Lilla St. side of the park. SUNDAY, JANUARY 19 1986. TIME: 11:00AM

+++++