

WESTERN

A MODEL NEWS

THE OFFICIAL NEWSLETTER OF
THE MODEL A RESTORERS CLUB (WESTERN AUSTRALIA BRANCH) INC.

August 1985

NEXT MEETING: SUNDAY, AUGUST 25, 1985

TIME: 10:00 a.m. at Entertainment Centre Car Park
Wellington Street, Perth.

DESTINATION: Caversham Wildlife Park & Zoo, West Swan.

Pack your family and lunch into the car and come join us. There are BBQs with wood supplied and a Kiosk at the park plus lots of things to have a look at. Entry Fee to Park is \$2.50 Adults and \$1 Children. See you at 10:00 a.m. !!

NEW MEMBERS: A warm welcome on these cold days is extended to Peter and Julie Krikke of Houston Crescent, Bunbury who have recently joined our club. They have a restored 1931 Five Window Coupe.

CLUB BADGES: Sheridans are now working on these and enclosed you will find an account form for badges you have already ordered. Please return your remittance for the badges with your Subs account (if not already paid up) and don't forget to deduct the refund if applicable. For those of you who have not ordered badges and would now like to do so the cost of the Lapel Badge is \$5.00 and the Car Badge \$10.00. They are available from our Secretary, Alma Letch.

GEARS UPDATE:

Thank you to all members who have paid so promptly for the gears. Contact has been made with the NSW Club re these gears and we are currently waiting confirmation as to when we can expect them. Apparently the price quoted in the NSW Club magazine was in fact the 'old' price of gears and current prices will possibly be slightly higher than those quoted by the NSW Club. A bulk order is to be placed with the manufacturer who has advised that depending upon numbers prices should be approx. \$168.00, \$55.00 and \$16.50. for Clusters, Top/Second and Shafts respectively.

VEHICLE EXAMINATION CERTIFICATES:

Those members who forgot to take along their current certificates to the AGM, please bring them to the next outing. Any members who have not had their vehicle examined, please contact Ray Mahony on [REDACTED]

ANNUAL SUBSCRIPTIONS AND VEHICLE REGISTER SHEET:

We ask members to please complete the enclosed form fully and attach your

cheque to it. Please do not separate the form - just return the lot to our Secretary. (We need both sections for our files).

BITS AND PIECES:

Max Annear has various bits and pieces available that may help someone with the restoration of his 'A' Model. Give him a call on [redacted] or write to [redacted] North Beach 6020.

WANTED: Starter Pedal Linkage. Graham Wort, [redacted] Dampier. If anyone can help with this part it may be left with our Secretary and Graham will pick it up when he comes to Perth.

PENRITE OILS: Available from Park Auto Supplies, 7 Neil St, Osborne Park (Tel. 444 9822). This Company is preparing a price list and we will publish it in the near future.

COMING EVENTS:

- AUGUST 25 1985: Caversham Wildlife Park & Zoo (See page 1)
- SEPTEMBER 28/29/30: Long weekend ramble to Wave Rock. (Page 6)
- OCTOBER 27: Marapana Deer Park (near Mandurah)
- NOVEMBER: TBA
- DECEMBER: Christmas Social Outing

Our Events Organiser, Steve Read, apparently doesn't want to be 'shot' as was suggested at our A.G.M. and has produced an Events Calendar up to MAY 1986 already. Great going Steve and Louise - now all we need are the route sheets !!?*,!

MODEL A RESTORERS CLUB AUSTRALIA (WESTERN AUSTRALIA BRANCH) INC.

STATEMENT OF INCOME AND EXPENDITURE FOR THE YEAR ENDED 21 JULY 1985.

Balance brought forward as at 21st July 1984			\$ 381.96
<u>INCOME:</u>		<u>EXPENDITURE</u>	
Subscriptions	\$ 231.00	Stationery	41.99
Vintage Plates	8.00	Postage	204.29
Bank Interest	32.57	Badge Deposit-Sheridans	100.00
Donations	63.50	Hire of VCC WA Rooms	20.00
Club Outing (Christmas)	692.00	Club Outing (Christmas)	721.00
Club Badges	158.64	Petty Cash (Prizes etc)	3.05
Gears	1456.00	FID Tax on Savings Account	1.80
<u>TOTAL INCOME FOR YEAR</u>	<u>\$2641.71</u>	<u>TOTAL EXPENDITURE FOR YEAR</u>	<u>\$1092.13</u>
<u>EXCESS OF INCOME OVER EXPENDITURE</u>			<u>\$1549.58</u>
<u>CLOSING BALANCE AS AT 21 JULY 1985</u>			<u>\$1931.54</u>
PERTH BUILDING SOCIETY SAVINGS ACCOUNT			
24/1010150/8 BALANCE AS AT 21 JULY 1985			<u>\$1931.54</u>

I have examined the Books of Account and supporting records of the Model A Restorers Club Australia (Western Australia Branch) Inc. for the year ended 21st July 1985. In my opinion the above Statement of Income and Expenditure reflects a true and fair view of the state of affairs of the club for the year ended on that date.

(Signed)

DAVID F. PALMER
CHARTERED ACCOUNTANT.

NOTES TO FINANCIAL STATEMENT:

Members please note the following comments:

CLUB OUTING (Christmas): The amount shown in Income was paid by Members to our Secretary in order that she could pay the Function Account in full on the evening of the function.

GEARS: This money is being held in Trust only for members who have ordered gears and will be paid to the manufacturer once the order is filled.

ORIGINAL OF INCOME & EXPENDITURE STATEMENT: This is filed in the Account Book held by our Secretary/Treasurer, Alma Letch.

MINUTES OF THE ANNUAL GENERAL MEETING OF M.A.R.C. (WA BRANCH) HELD AT V.C.C. CLUBROOMS, HALE ROAD, FORRESTFIELD ON 21ST JULY 1985.

MEETING OPENED: 2:00 p.m.

APOLOGIES: B & M Spencer D & D Philp T. Eastough R & C Blewitt.

MINUTES FROM LAST YEAR'S MEETING were read. Moved by D. Annear; Seconded by G. Davies they be accepted.

PRESIDENT'S REPORT on the Club's activities for the preceding year was read and acknowledged by all present.

FINANCIAL REPORT was read to members. Audited copy of financial statement to be sent to all members in next newsletter. Moved by L. Cooke, Seconded B. Bennie the Financial Statement be accepted as read.

SUBSCRIPTIONS: Due to postal increases and to cover any further costs, it was agreed by majority present to increase the Subs to \$8.00 per annum.

GENERAL BUSINESS:

Toni Mahony requested that members fill in both Subs & Vehicle Update form and return it in full to the Secretary.

Eric Richards spoke on the fact that members who purchase Licenced cars should be made aware of Traffic Laws on the Concessional Licence.

Eric also requested an up-to-date Membership List be sent to members as soon as possible.

ELECTION OF OFFICE BEARERS: All office positions became vacant this year and the following members were elected:

PRESIDENT: Moved by B. Bennie that Mike Cooke be nominated to this position. Seconded by Eric Richards. Mike accepted and was elected as President for a period of two years.

VICE PRESIDENT: Moved by Eric Richards that Ross Letch be nominated for this position. Seconded Mike Cooke. Ross agreed and was elected as Vice President for a period of two years.


SECRETARY: Alma Letch agreed to continue in this position for a further year. Moved L. Cooke, Seconded D. Annear that Alma be re-elected. All in favour.

VEHICLE EXAMINER: Ray Mahony was happy to continue in this position.

EVENTS ORGANISER: Steve Read was re-elected to this position for a further year.

JUDGING STANDARDS ORGANISER: Bill Bennie to stay on in this position.

MEETING CLOSED at 2.56 p.m.



MINUTES OF GENERAL MEETING HELD AT V.C.C. CLUBROOMS, HALE ROAD, FORRESTFIELD,
ON 21ST JULY 1985.

MINUTES of previous meeting were read and accepted. Moved M. Cooke, Seconded B. Bennie.

EVENTS: L. Cooke gave short report on successful outing with Rocky Top Square Dance Club.

GEARS : We have numbers required. L. Cooke making further enquiries before order is placed. Price of freight was not included with gears.

CLUB BADGES: Ross Letch advised an order has been placed with Sheridans for 75 Lapel badges and 57 Car badges. This will leave a surplus of 15 Lapel and 11 Car badges for future members. The Club would carry the cost of these extra badges until sold. Moved by E. Richards, Seconded B. Bennie.

Final price for badges will be Lapel - \$5 Car \$10. Delivery will be by end of August.

A deposit of \$100 has been paid by the Club. All members who have ordered badges would need to pay before end of August as there would otherwise be insufficient funds to pay the remainder of the account.

GENERAL:

L. Cooke gave report on long weekend run in September to Wave Rock Hyden. Details in August newsletter.

Eric Richards advised on use of Penrite oil to fix leaking steering box.

Letter received from Terry Snelgar of Derby in reference to the Club Badge was read to members. Reply from Badge Committee has been sent.

A plaque and letter was received from N.S.W. Ford Club in memory of Pam Coleman who tragically passed away at Kiama National Meet in 1984.

Christmas Outing - definite date to be set at next meeting. Toni Mahony to liaise with Steve Read.

Next Run to Caversham Wildlife Park from Entertainment Centre. Cost \$2.50 per adult. Full details next newsletter.

Meeting closed at 3:55 p.m.

PRESIDENT'S REPORT OF M.A.R.C. (W.A.) 1985

.....by Max Annear

Members,

During this year the Club has had ten quite interesting and varied Club Runs. We have had two combined runs; one with the Street Rod Assn and one with the Vintage Section of the V.C.C. - a rather wet day out but enjoyable.

The January Picnic meeting at Peppermint Grove proved very successful with 12 Model A's turning up. February run was of course a very early start...Breakfast BBQ at Tomato Lake. I think members enjoyed the early start in the hot weather and finished the run midmorning. One of the local residents presented us with some old tools before we left.

Some of our members have presented their cars at various car shows during the year with some success.

One cannot finish this resume of Club Runs without mentioning the last event with the Rocky Top Square Dance Club. Although I could not attend through illness, I believe everyone who attended thoroughly enjoyed themselves.

During the year our membership has increased by a further six, giving us a family membership of fifty three.

I don't expect this excellent number will increase greatly from now on as we must have nearly all Model A enthusiasts in our Club.

It is pleasing to report also of the members planning to represent our Club at the Barossa National Meet next year. I wish them every success.

Last year we created the new position of Events Organiser. Steve Read was elected and has done a very good job during the year, setting up some varied and interesting runs and venues - not forgetting the dual route sheets for the Ciccerello's run ("Some confusion").

Our Christmas Dinner at the Rose and Crown proved a great success and I would like to thank the ladies once again who organised the evening.

Thanks must of course also go to our members who put together our WESTERN A MODEL NEWS. Without our newsletter I am sure we would not have the numbers or interest shown in Club activities.

It is pleasing to mention that we have now finalised our Club Badges; both car and lapel and these should be available shortly. Thanks also to the Committee selected for the job.

At this point may I thank our Secretary, Alma Letch, for the way she has carried out the job during the year. Without a good Secretary a Club cannot function properly.

Finally members, may I say that I have concluded two years as your President. They have been very happy and enjoyable in your company. May the Model A Restorers Club continue for many years to come.

Thank you,

Max Annear.



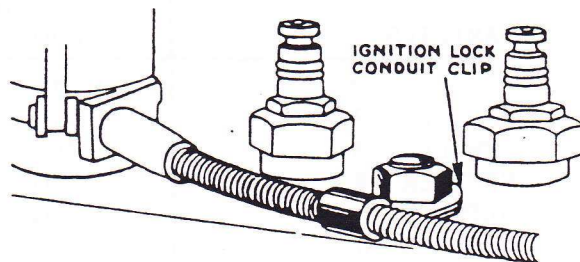
ELECTROLOCK IGNITION CABLE CLIPS:

The 15/16 inch clip and the 4-7/16 stud (A-24051-A) was used from January to April 1928.

The 9/16 clip and the 4-1/16 stud (A-24051-B) was used from April 1928 to March 1929.

The stamped clip with the 3-11/16 stud (A-24051-C) was used from March 1929 to the end of Model A production.

(This information was taken from M.A.R.C. NEWS, USA May/June 1978 for info of our members.)



**DON'T FORGET - SEND IN THOSE SUBS AND BADGE MONEY STRAIGHT AWAY.
IF PLANNING TO TRAVEL TO HYDEN ON THE LONG WEEKEND - BOOK NOW
AND FINALLY - SEE YOU AT THE ENTERTAINMENT CENTRE ON
AUGUST 25th AT 10:00 A.M.**

September 28/29/30

Long weekend ramble to Wave Rock (near Hyden)

For those of you who attended the A.G.M. and were given a preliminary itinerary for this event -- please disregard it completely. Now, after much blood pressure, expense and difficulty, the organisers are proud to present -

SATURDAY 28TH - Assemble in parking lot of Kelmscott Hotel 2734 Albany Hwy, Kelmscott BY 7:40 a.m. for briefing and departure at 8:00 a.m. via Brookton Hwy for BROOKTON/CORRIGIN/KONDININ/HYDEN. (Stay Overnight)

SUNDAY 29th - Up and off sightseeing around the Wave Rock area until mid afternoon (to be decided upon) when we then head off for NAREMBEEN then on to MERREDIN (Stay Overnight)

MONDAY 30th - After breakfast - off to BRUCE ROCK/ KWOLYIN/ETC. and on to QUAIRADING in time for lunch. Continue on to YORK for afternoon tea (scones & jam maybe!?), then more leisurely driving down the hills and home to PERTH.

The above change in plans has been necessary due to lack of accommodation on days required in the S.W. areas. Seems every man and his dog goes S.W. for the long weekends !

Anyway, if you are interested in getting the cobwebs out of the 'A' and yourselves out of the city or your country town for a few days - decide right now to come and join the 11 families who have already signed up for this sightseeing run through some of our interesting country areas. Country members - can you join us on the way somewhere ? Let Laurel Cooke know if you can. This is planned as an easygoing ramble with stops for sightseeing, morning tea, lunch, etc. etc.

Accommodation has been confirmed as follows:

FAMILIES	HYDEN		MERREDIN	
	Motel	Caravan Pk	Motel	Caravan Pk
COOKE M	1 Db1	-	1 Db1	-
BENNIE B	1 Db1	-	1 Db1	-
JEWELL B	1 Db1	-	1 Db1	-
SPENCER B	1 Db1	-	1 Db1	-
BLEWITT R	1 Db1	-	-	-
WILLIAMS J	1 Db1	-	1 Db1	-
LETCH R	-	1 Chalet	-	1 On-site Van
ANDREWS R	-	1 Chalet	-	1 On-site Van
READ S	-	1 Chalet	-	1 On-site Van
MAHONY R	-	1 Tent	-	1 Tent site
JEFFRIES A & D	-	1 Powered site	-	1 Powered site

HYDEN MOTEL (098) 805052 Db1 accom. approx \$36.

CARAVAN PARK (HYDEN) (098) 805022 Chalets from \$30 upwards. Tent sites avail.

MERREDIN CARA. PARK (090) 411535 On-site vans from \$15 upwards. " " "

OLYMPIC MOTEL, MERREDIN (090) 411588 Db1 accom approx \$36.

Tariffs charged will be that current at the time of occupancy irrespective of rates quoted in this info sheet.

Members whose names do not appear above and who wish to participate in this ramble are asked to make their own bookings for accommodation then advise Laurel Cooke (409 9260) 3 Briar Ct, Kingsley 6026 that you will be joining in the fun on the long weekend. Looking forward to hearing from you as soon as you get this info sheet as accommodation is EXTREMELY LIMITED in the Hyden area.



Model A Restorers Club.

Western Australia Branch Inc.



RepcO Brake & Clutch (WA)

DIVISION OF REPCO CORPORATION LIMITED INC IN VICTORIA

338 Newcastle Street
Perth, Western Australia 6000

P.O. Box 64
Telephone 328 1800
Cable 'BRAKES' Perth



29th August 1985

The Secretary,
Model A Restorers Club (Inc.)
157 The Strand,
Bedford, W.A. 6052.

Dear Sir,

We would like to draw to the attention of your Club Members the following points.

1. Repco Brake & Clutch (W.A.) and Girlock keep a comprehensive range of spare parts in Brake & Clutch which may be of assistance to your members.
2. Both the above Companies have the ability to re-sleeve hydraulic assemblies which may be either unobtainable or very expensive, and re-sleeving (which can be done in brass or stainless steel) has many times proven to be the most viable alternative. All hydraulic cylinders are pressure tested before release to ensure the highest standard of reliability and safety is achieved.
3. We have available Silicon Brake Fluid which carries a 150,000 km. warranty on all cylinders when a complete overhaul is carried out on the vehicle (this overhaul must include all hydraulic cylinders and hoses to be relevant.)
4. Our contacts in other States and countries is often of use in locating parts that are difficult to obtain.
5. We would like to extend to all your members a discount of 20% on parts purchased over the counter and a 10% discount on the total invoice value.

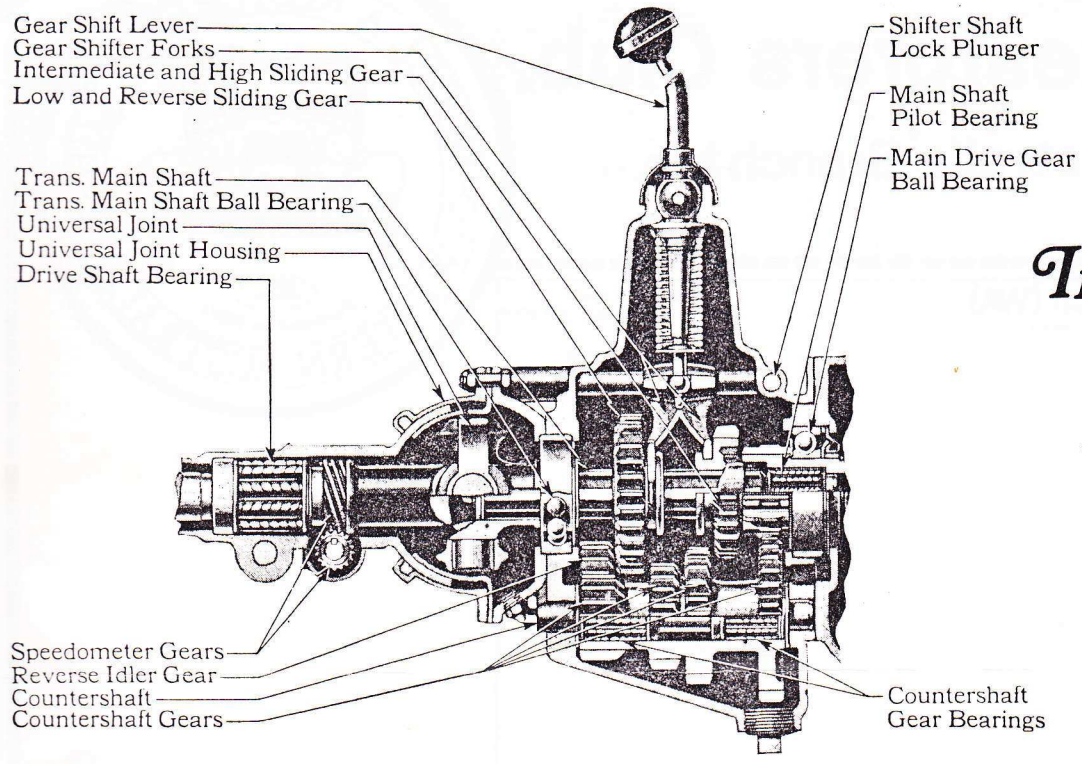
Should you have any further queries regarding the contents of this correspondence please contact me personally and I will clarify any points pertaining to the correspondence.

Yours faithfully,

Doug Hamson
Sales Manager

Mr, is a financial member of the above car club and is eligible for the discount offered by your company at item .5.

Alma Letch.
Secretary, M.A.R.C.



Improving the Model A Transmission

by Harold Powers - Scotia, Calif.

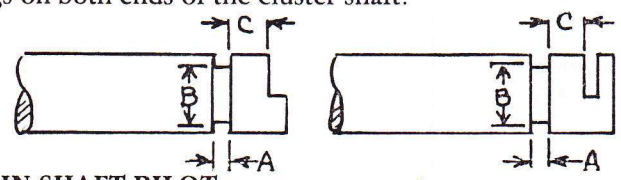
At the 20th Northern California Roundup, I assisted Jerry Lema in putting on a transmission seminar. Jerry did the "tear down and build up" phase. Since I am a machinist, I had some machining tips and parts changes that I felt would improve the transmission. Most of the people at the seminar wanted me to write an article and put it in *The Restorer*.

SHAFT SEALS

First, I would like to tell you about installing O-rings on the cluster shaft and reverse idler shaft. The reason for installing O-rings on these shafts is because these shafts fit loose in the case and when the transmission gets hot, it seeps oil. The seepage and drips leave a mess.

The part numbers for the O-rings are Victor 72113 or National 622711. The size of the O-ring is 3/32" x 9/16" x 3/4". You must grind the groove for the O-ring in the shaft because the shaft is too hard to machine. The groove should be ground square, not round like the O-ring. This is per National's specification. The length of the groove is 9/64" or .1406. We will call this dimension "A". The bottom of the groove should be .571 or dimension "B". The groove center should be 3/8" from the part of the shaft that is flush with the case; dimension "C".

Here are two examples of different shafts. Install the O-rings on both ends of the cluster shaft.



MAIN SHAFT PILOT

The next tip is, if you have a rear main shaft that has been damaged on the pilot end by the pocket bearing going out. Do not worry about buying a new one. I have a fix for that also. Just go to a bearing dealer and purchase two I.R. 081212 Thornington bearing races. The dimension on these are: bore - .500-.4996, outside diameter - .7493-.7488. These will fit the standard Model A bearing. Turn down the pilot on the shaft to .5005 and press on both of these races. You then

have a shaft as good as new. When you turn this pilot down, stay approximately 1/8" away from the shoulder and don't machine it square at the shoulder. Leave a small radius.

SHAFT BEARINGS

Next, the front and rear bearings. If you are replacing the front and rear ball bearings, go to your bearing dealer and buy double sealed bearings. The reason I say double sealed and not single is because it seems to be easier to find the double sealed ones. Be sure they are sealed, not shielded. The part number in a SKF is: front - 6208-2RSJ, rear - 6306-2RSJ. Your dealer can cross reference this to other manufacturers.

When installing these bearings, take a small screwdriver and pop off one seal on each bearing, leaving one seal in place. Next, install with the seal to the outside of the transmission, that is, with the open side to the inside of the case. Make sure you install the original oil slinger on the inside of the bearing. This slinger is easy to install wrong. Be sure it is turned so that the outside of the slinger is away from the outside of the bearing and leaves a gap of about 1/16" at this point for oil to enter the bearing. Otherwise you will have a bearing failure.

The reason for using the sealed bearings is to help prevent the possibility of oil going from the transmission into the clutch or the U-joint.

BEARING RETAINER

One more problem I have encountered is the retainer on the front of the input shaft or front shaft of the transmission. This retainer has a problem when you spread it apart to remove it. Most of the time it will not spring back tight when you reinstall it on the shaft. If this retainer comes off of the shaft, it will let the shaft move back into the rear shaft, resulting in damage to the pocket bearing and both shafts.

To improve this condition, I have made a spacer and used a snap ring to retain the bearing. If you have a lathe (or go to a machine shop), make a spacer that is 1.843 outside diameter, 1.576 inside diameter, .435-.437 length. Install this spacer, then a snap ring. The snap ring is Spicer part #21-381-1, available from any Spicer dealer or large truck dealer.