

## Annual Report 2010



### From The Principal

It is with great pleasure that I present our 2010 Annual report to you.

The purpose of this report is to provide our school community with an overview of our achievements in 2009 as well as to share the future directions we aim to pursue in order to continue improving the quality of education we provide our students.

During 2010, the school underwent a Standards Review. Director of Schools (Swan), Mr Scott Stene summarised by saying, "I confirm the standards of student achievement to be within general expectations."

Congratulations, Hillcrest!

Greg Thomas  
Principal  
March 2011



**Our purpose, through co-operation and participation, is to create an environment in which children have the opportunity to develop their potential to the fullest in educational, social, physical and creative abilities and acquire the skills to assert them in their next stage of development.**

Hillcrest Primary School is part of the North Metropolitan Region.. The school is atop a substantial hill and offers wonderful views of Perth to the south. Hillcrest Primary School has effectively served its community since opening in 1950.

In 2010, the school provided programmes for approximately 400 students from the off-site Kindergarten (4 year olds) through to Year 7, across sixteen classrooms. Students with mild intellectual disabilities were fully integrated. 20% of students came from a non-English speaking background.



Students from Years 1 – 7 accessed Specialist programmes in Music, Physical Education and Italian. The school's environmental programmes are gaining recognition within the community and the school is renowned for its Pastoral Care programmes based upon RESPECT.

The school's federally generated Index of Community Socio-Educational Advantage was 991. The table below indicates that our community is strongly represented in the middle quarters of social advantage

Distribution of the social advantage:

Bottom quarter	Middle quarters	Top quarter
28%	42%	< 1%

At Hillcrest Primary School our Vision is:

***We value and practise Justice, Unity, Respect and Responsibility***

The ethos of our school is

***WARGADO: To Strive***

### ACADEMIC ACHIEVEMENT

At Hillcrest Primary School we act to improve student performance based on quality data and its analysis.

Performance information about Pre Primary children in 2010 indicated that students entering formal education were already below the state average in Maths and Reading.

The information provided through the National Assessment Program Literacy and Numeracy (NAPLAN) was one of many sources analysed.

Analysis of the 2010 cohort indicated the following trends:

### NAPLAN Minimum National Standard (NMS) and Proficiency Bands

Reading	State	Like schools	Meet NMS	Top bands
Year 3	At	At	91%	45%
Year 5	Below	Below	87%	21%
Year 7	At	At	94%	36%

Writing	State	Like schools	Meet NMS	Top bands
Year 3	At	At	91%	43%
Year 5	At	At	93%	15%
Year 7	Below	Below	86%	0%

Spelling	State	Like schools	Meet NMS	Top bands
Year 3	Above	Above	91%	46%
Year 5	At	Below	93%	22%
Year 7	Above	At	94%	0%

P & G	State	Like schools	Meet NMS	Top bands
Year 3	At	At	86%	51%
Year 5	Below	Below	87%	28%
Year 7	Above	Below	94%	8%

Numeracy	State	Like schools	Meet NMS	Top bands
Year 3	At	At	97%	32%
Year 5	At	At	93%	13%
Year 7	Below	Below	87%	39%

Hillcrest's student performance aligned more closely to the state average than the like-school average. There has been a significant increase in students placing in the top two bands. Reading and Spelling were Hillcrest's best performed subjects. Year 3 was the best achieving cohort.

### Student progress identified by NAPLAN

Student progress from Year 3 (2008) to Year 5 (2010) and Year 5 (2008) to Year 7 (2010) was examined.

In general, student progress, or value adding, was satisfactory with greater progress being recorded in Numeracy than Reading.

### Teacher Judgement and Whole School Grade Allocation

Subject	Excellent	Good	Satisfactory	Limited <
Reading	15%	27%	40%	17%
Number	8%	36%	46%	10%

Grade allocation paralleled NAPLAN results.

### Priorities 2011

Examination of student achievement data by staff and the School Council led to the identification of:

- § Reading
- § Number

to be addressed as priorities through the School Improvement Plan 2011.

## NON-ACADEMIC ACHIEVEMENT

### Attendance and engagement

The regular attendance rate for students in 2010 reflected the positive learning environment.

Overall student attendance of 92.3% was comparable with the state average of 92.9%

The attendance of Aboriginal students was 72%, which was below the state average of 82%.

An Attendance Strategy was implemented in 2010, with targets being set for the whole school, significant groups, and where necessary, individuals. The Attendance Strategy will continue in 2011.

### Attitude, Behaviour, Effort and Values

In general, Hillcrest Primary School students exhibited positive attitudes, appropriate behaviour and were consistent with their efforts.

Strengths include:

- § Civic and social responsibility
- § Accepting differences in others
- § Positive participation

Students made gains in demonstrating perseverance and independence.

Students need to be able to set and work towards goals. This can be addressed by through the use of Student Self Reflection Sheets and *Looking Forward* sessions.

There was a total of six days suspension during 2010.

The school will continue its successful Pastoral Care and *Virtues* Programs.

## PROGRESS ON IDENTIFIED PRIORITIES

The Hillcrest Primary School Improvement Plan responded to the strategic directions of the Plan for Public Schools 2008 – 2011 and Focus 2010 through the 2010 School

Improvement Plan. Detailed strategic plans were produced for the priority areas of Writing, Mathematics and Pastoral Care, as identified by the School Council.



Three priorities were addressed in 2010.

1. Reading– Targets 2010 in percentages

Grade	A	B	C	D
Target	15%	40%	35%	15%
Result	25%	40%	29%	10%

### Targets exceeded

2. Working Mathematically Targets 2010 in percentages

Grade	A	B	C	D
Target	15%	49%	26%	10%
Result	18%	43%	29%	10%

### Targets met

3. Pastoral Care – see Attendance and Engagement

### Targets met

In general, the strategies used have led to positive gains in the priority areas

## HIGHLIGHTS OF THE YEAR

- \* Library, Music Room and General Purpose Room constructed under BER
- \* Dance program
- \* Camp Rottnest
- \* Literacy through Art
- \* Buddy Class activities
- \* Funded time for Reports

- \* Quality Assembly items
- \* Partnerships with ECU
- \* Mimios and interactive whiteboards in use
- \* School fundraising for charities
- \* Reward Play for BMIS
- \* Eagles Cup Champions



## PARENT, STUDENT AND TEACHER SATISFACTION

Hillcrest Primary School operates in partnership with the community.

Through class meetings, parents had the opportunity to give feedback to the school Responses indicate that, in general, parents are satisfied with the school. Many parents drive their children a considerable distance to be able to attend our school, due to its clear goals and a positive identity.

Parent indicated teachers were committed and enthusiastic and encouraged students to achieve to the best of their ability



Information received from graduating students complements the parent view.

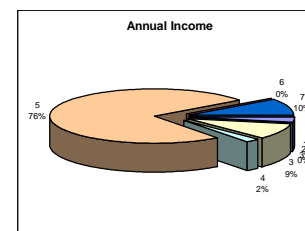


## ANNUAL BUDGET AND ACCOUNTS

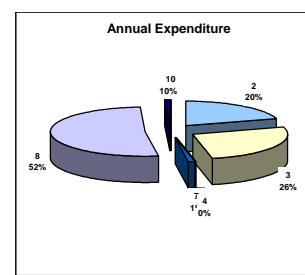
Hillcrest's financial and physical resources were managed to optimize learning outcomes for students.

### SCHOOL BUDGET AND ACCOUNTS 2010

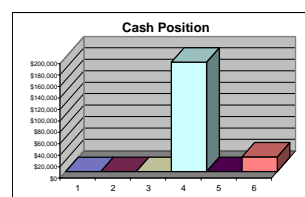
Annual Income		
	Budget	Actual
1 Voluntary Contributions	\$8,555	\$8,995
2 Charges and Fees	\$0	\$0
3 P & C Contributions	\$15,721	\$27,646
4 Fundraising and Donations	\$7,000	\$6,954
5 State Government Grants	\$213,938	\$222,002
6 Commonwealth Govt Grants	\$0	\$0
7 Miscellaneous	\$29,716	\$29,716
<b>Total Income</b>	<b>\$274,930</b>	<b>\$295,313</b>
Opening Balance	\$65,916	\$65,916
<b>Total Funds Available</b>	<b>\$340,846</b>	<b>\$361,229</b>



Annual Expenditure		
	Budget	Actual
1 Administration	\$500	\$367
2 Utilities	\$63,660	\$63,009
3 Repairs and Maintenance	\$60,800	\$83,059
4 Capital Works	\$0	\$0
5 Assets and Resources	\$0	\$0
6 Leases	\$0	\$0
7 Professional Development	\$5,000	\$2,915
8 Education Programs	\$168,477	\$161,440
9 Student Services	\$4,000	\$2,653
10 Miscellaneous	\$118	\$0
<b>Total Expenditure</b>	<b>\$302,555</b>	<b>\$313,443</b>
Transfer to Asset Reserves	\$40,500	\$85,500
<b>Total Funds Carry Forward</b>	<b>-\$2,209</b>	<b>-\$37,714</b>



Cash Position as at: (insert date)	
Bank Balance	\$217,410
Made up of:	
1 Carry Over Grants (committed)	\$0
2 Deductible Gift Funds	\$0
3 Trust Funds	\$0
4 Asset Replacement Reserves	\$191,533
5 Suspense Accounts	\$0
6 Uncommitted Funds	\$25,877
<b>Total Bank Balance</b>	<b>\$217,410</b>



Any queries related to the Hillcrest Primary Annual Report 2010 can be directed to the Principal by telephoning 9370 2330.

Additional information about Hillcrest Primary School can be obtained from these websites:

- § [www.myschool.edu.au](http://www.myschool.edu.au)
- § [www.det.wa.edu.au](http://www.det.wa.edu.au)